
CONFIGURING WINDOWS 8 MOBILE FOR THE TAFESA-INTERNET WIRELESS NETWORK

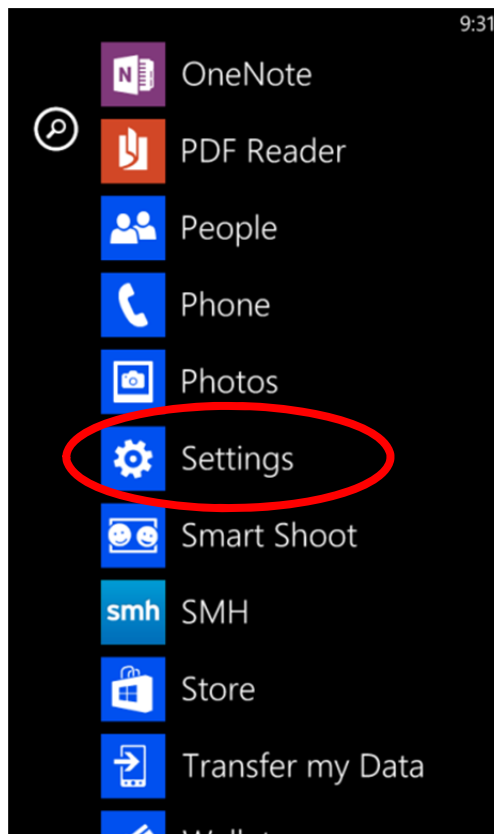
Please ensure you have the following details ready before you commence:

- Your TAFESA network username and password.

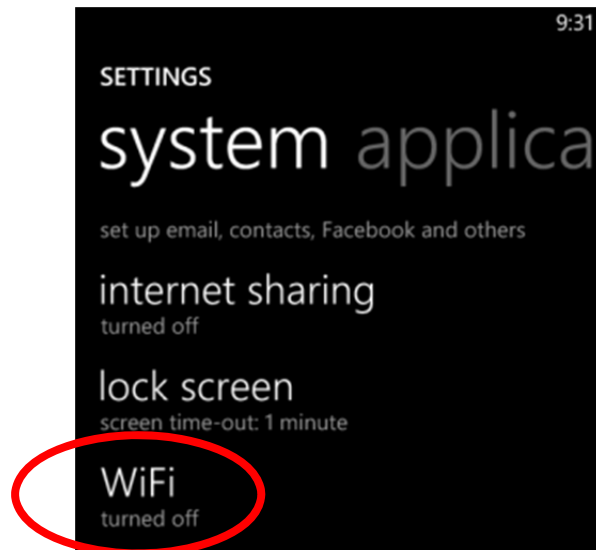
**** Most wireless devices should be able to automatically connect to the TAFESA-Internet wireless network by selecting the network and detecting the settings. If your device does not support this feature please follow the instructions contained in this guide.**

**** ICT Services recommend you perform a backup of your device before proceeding with the steps outlined in this guide.**

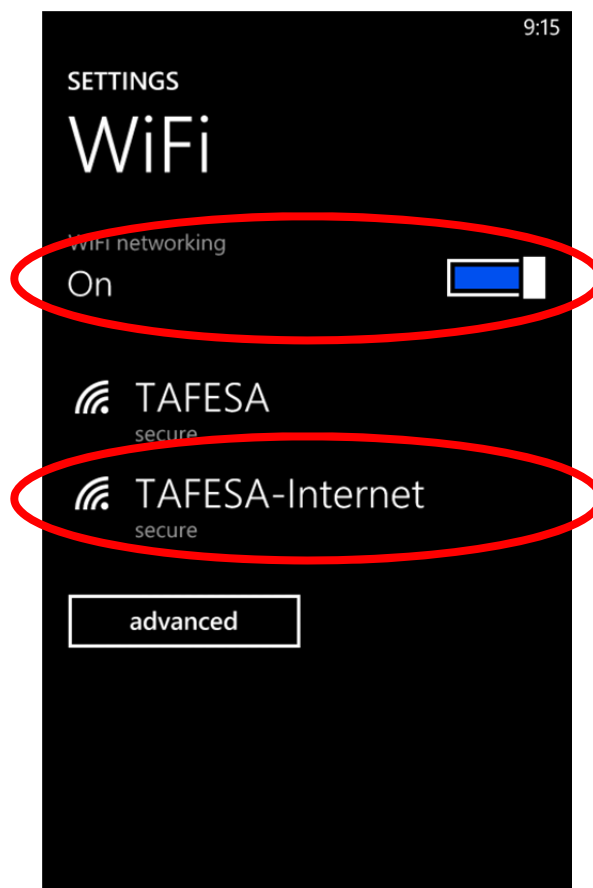
1. Ensure you are in range of the **TAFESA-Internet** wireless network, i.e. your campus library, as not all areas of each campus are in wireless range.
2. From the home screen, as shown below, select **Settings**.



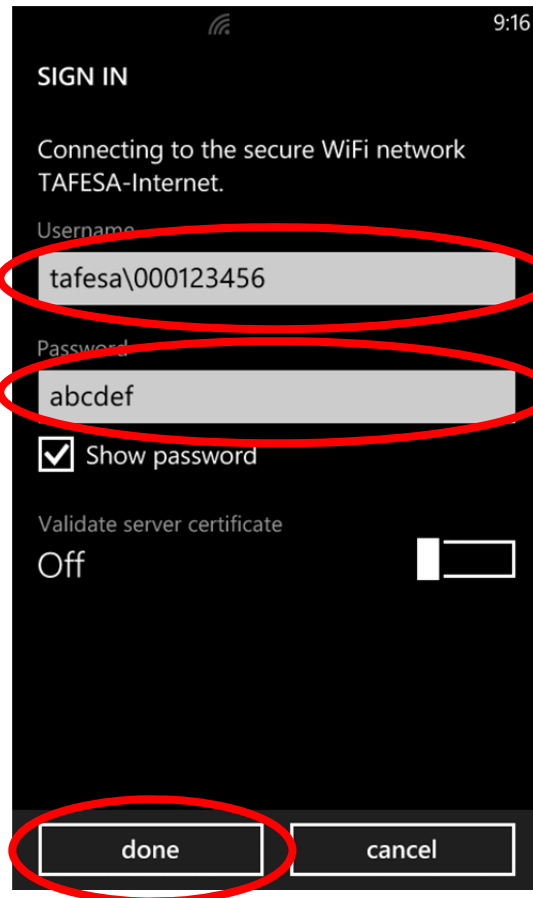
3. From the **Settings** screen select **Wi-Fi**.



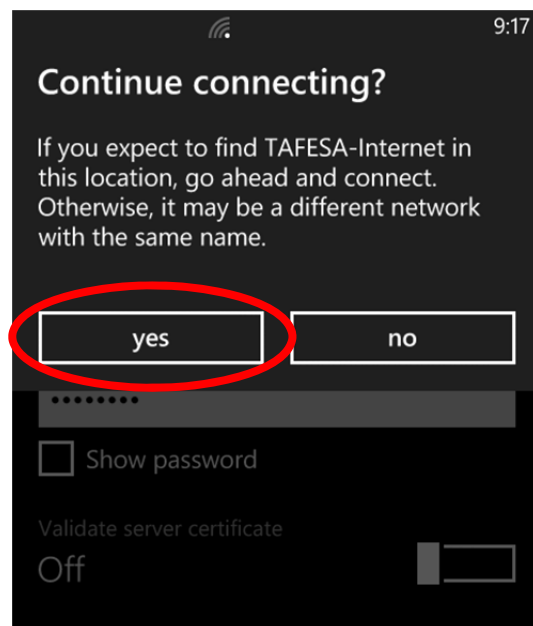
4. In the **Wi-Fi** screen make sure that the slider is set to **On** and tap on **TAFESA-Internet**.



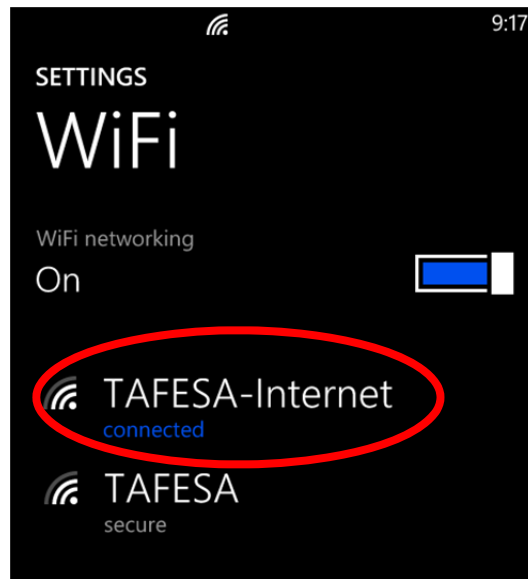
5. Enter **tafesa** followed by your **TAFE network username** in the **Name** field and **TAFE Network password** in the **Password** field. Tap **done**.



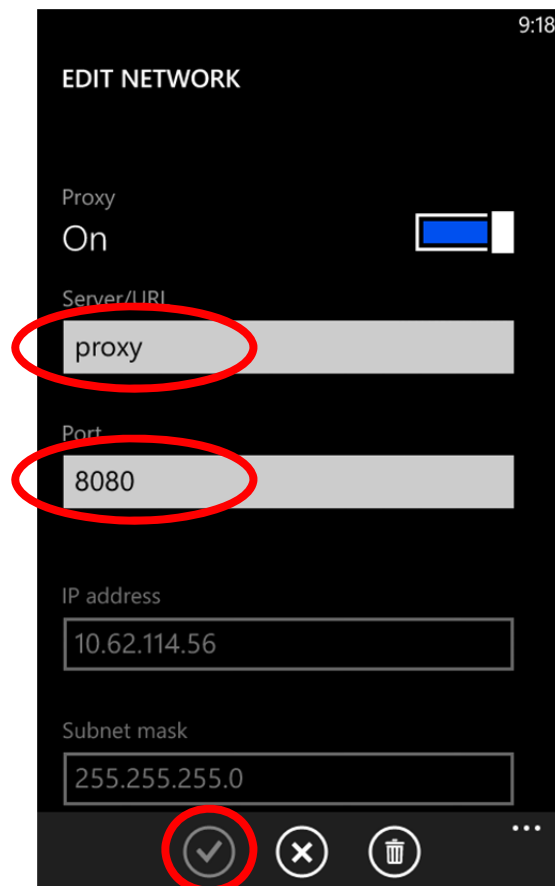
6. When prompted, tap **yes**.



7. **Connected** will appear under **TAFESA-Internet**, once this has appeared, Tap on **TAFESA-Internet**.

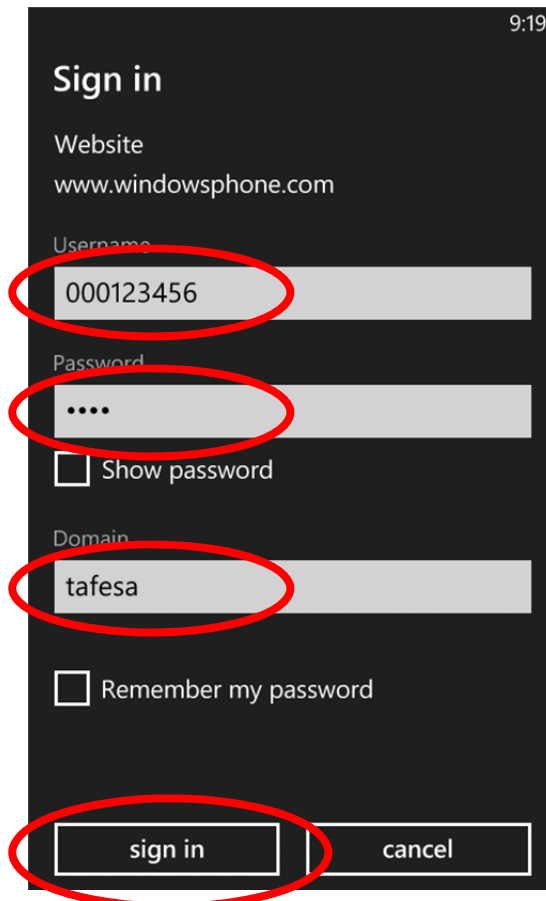


8. On the **Edit Network** screen, set the **Proxy** slider to **On**, In the **Server** field enter **proxy**, in the **Port** field enter **8080** and tap the **tick** icon.



9. Your Windows 8 Mobile should now be correctly connected to **TAFESA-Internet** When browsing the internet or checking mail you will be prompted for a username and password, enter the following and tap **sign in**.

- **Username** – **your TAFESA network username**
- **Password** – **your TAFESA network password**
- **Domain** – **Manual**
- **Remember my password** - **Ticked**



9:19

Sign in

Website
www.windowsphone.com

Username
000123456

Password
....

Show password

Domain
tafesa

Remember my password

sign in cancel

Disclaimer: The Department of Further Education, Employment, Science and Technology (DFEEST) is not liable for any loss resulting from any action taken or reliance made by students on any information contained within this document (including, without limitation, third party information). Students obtain access to the wireless network at their own risk and DFEEST accepts no responsibility for any interference, loss, damage or disruption to privately own computer system which arises in connection with the use of this network. Students must take their own precautions to ensure that the process which they employ to obtain access to this wireless network does not expose them to the risk of viruses, malicious computer code or other forms of interference which may damage their own computer system.