


# How to Guide

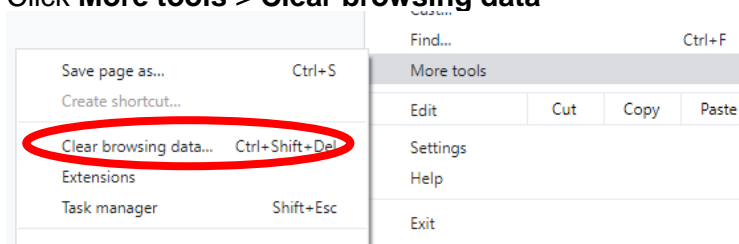
## PC - Flush Chrome Cache

### ICT Services

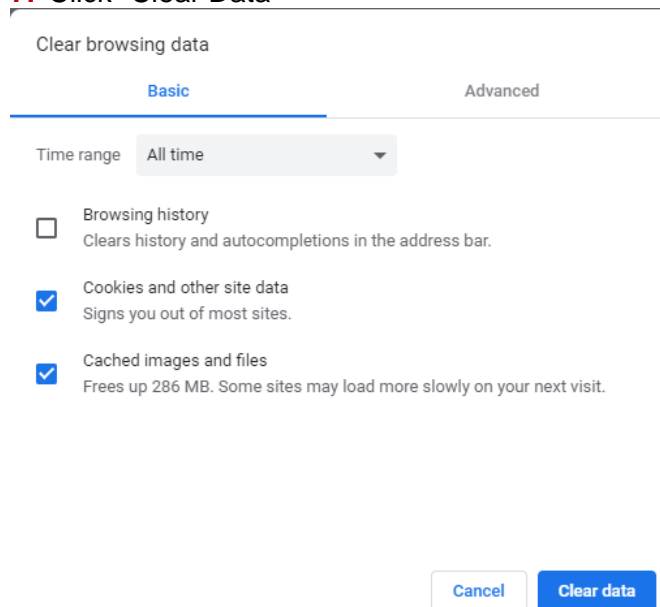
---

#### Flush Google chrome Cache – Windows and Macintosh (Version 71 and higher)

1. Open Chrome
2. Look top right (next to address bar), click More 
3. Click **More tools > Clear browsing data**



4. Change the date range to "All time"
5. Uncheck "Browsing History"
6. Tick "Cookies and other site data" and "Cached images and files"
7. Click "Clear Data"



8. Once the clear browsing data box disappears the process is complete