


How to Guide

Macintosh - Install Google Chrome

ICT Services

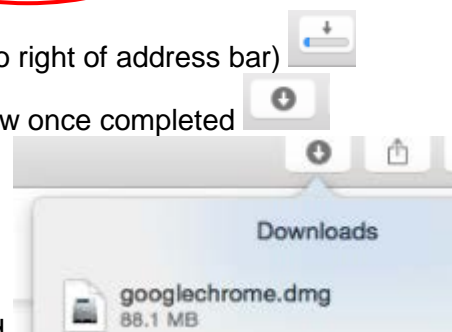
Download Chrome on Macintosh using Safari (OSX Sierra and higher)

1. [Go to Chrome download page](#)
2. Click "Download Chrome" button

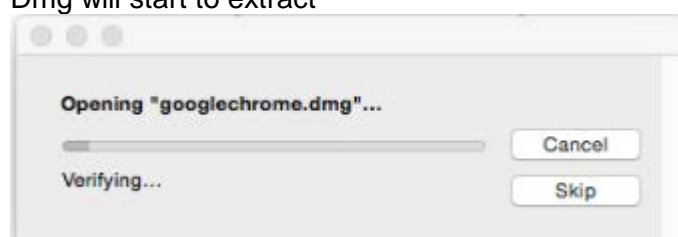


3. Confirm download has started (icon to right of address bar)

4. Icon will change to a downwards arrow once completed



5. Click downward icon to see download
6. Double click googlechrome.dmg
7. Dmg will start to extract



8. Drag Google Chrome into Applications folder to complete install



Google Chrome

