

LEGEND	
DISABLED CAR PARK	
DISABLED TOILET	
FIRST AID ROOM	
DISABLED ACCESS	
LIFT	
ASSEMBLY AREA	
ENTRANCE	
I CENTRAL, LRC	
DENTAL, COMMUNITY SERVICES & HEALTH	
CAFETERIA	
VET & APPLIED SCIENCE	
WOOL AND SHEARING	
TEACHING	
DISTRIBUTION CENTRE	

EXIT/  
ENTRANCE

BLACKS ROAD

SUDHOLZ ROAD

EXIT/  
ENTRANCE

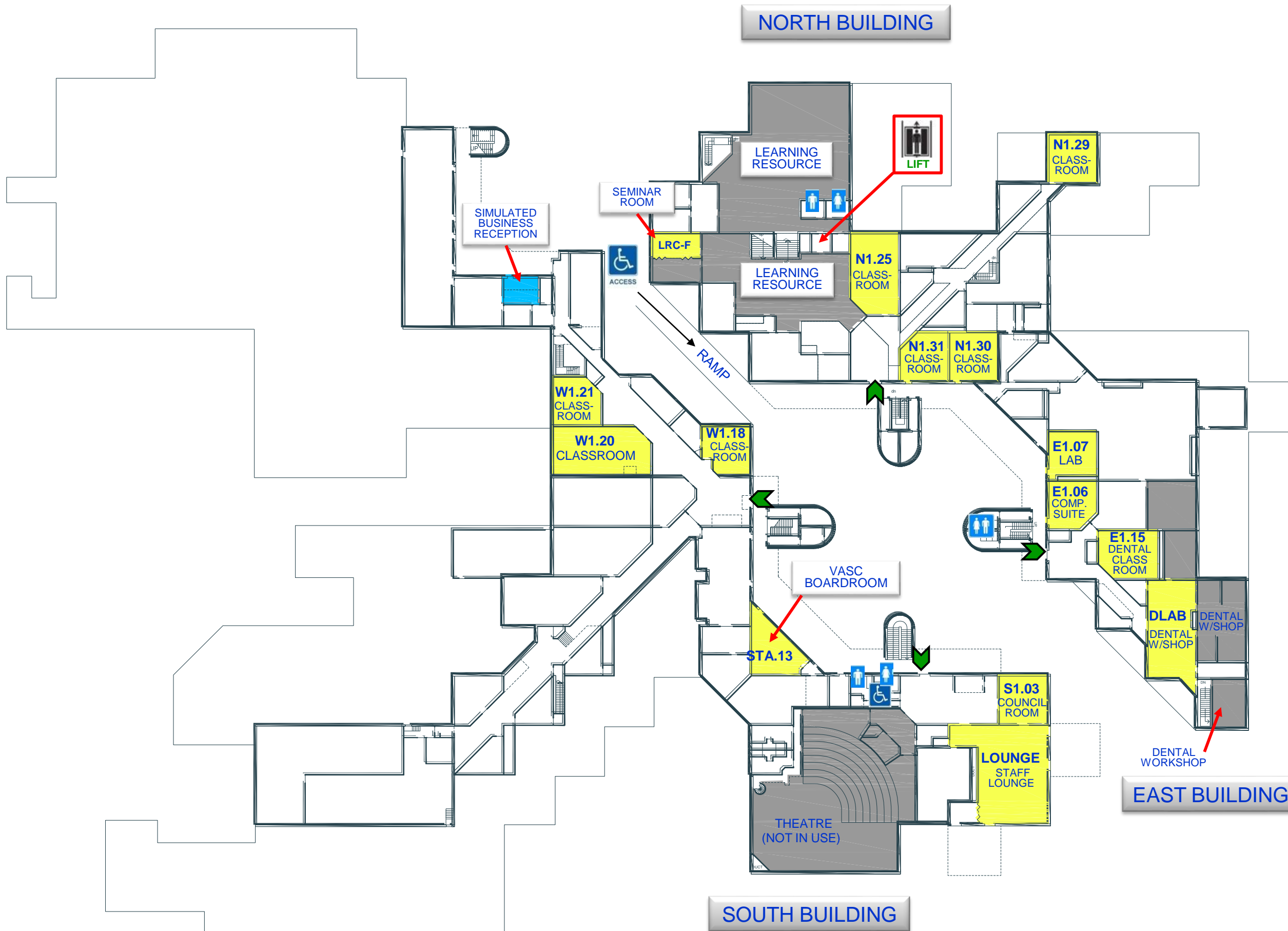


**SITE PLAN**

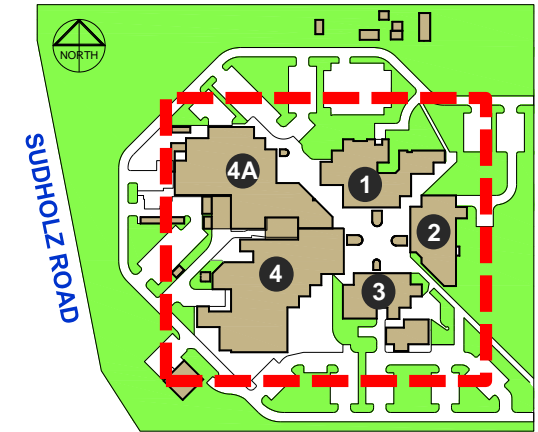
**GILLES PLAINS CAMPUS**  
33 Blacks Road Gilles Plains SA 5086

Government of South Australia



















### KEY PLAN



### LEGEND

- DISABLED CAR PARK 
- DISABLED TOILET 
- FIRST AID ROOM 
- TOILET 
- DISABLED ACCESS 
- LIFT 
- EMERGENCY PHONE 
- ASSEMBLY AREA 
- ENTRANCE 
- I CENTRAL, LRC 
- DENTAL, COMMUNITY SERVICES & HEALTH 
- CAFETERIA 
- VET & APPLIED SCIENCE 
- WOOL AND SHEARING 

### FIRST FLOOR

**GILLES PLAINS CAMPUS**  
33 Blacks Road Gilles Plains SA 5086

**tafesa**



Government of South Australia